

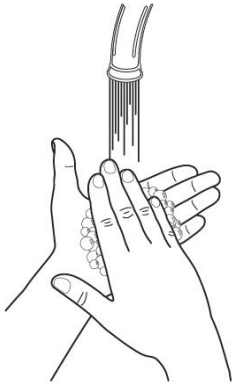
Cleaning feeding equipment

For babies under 4 months old


Clean feeding equipment before use. Feeding equipment is not fully clean until it has been boiled or cleaned in a dishwasher with the sanitation cycle.

If you don't use the cleaned bottles right away, wait until they are completely dry and then fully assemble them so the inside stays clean. Store all feeding equipment in a clean, protected area.


Clean by boiling



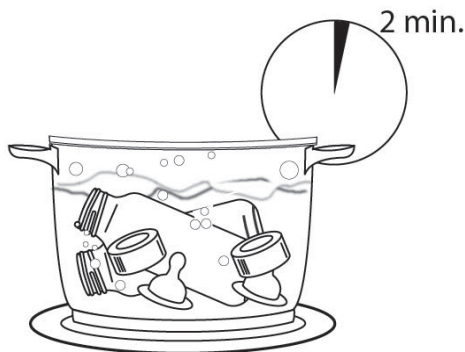
1 Wash your hands with soap and water for at least 20 seconds.



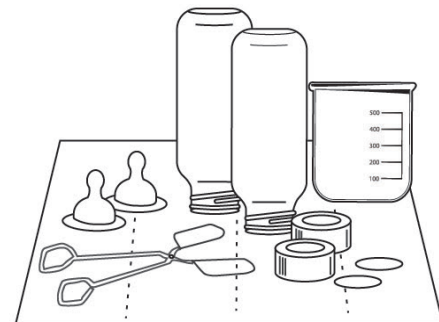
2 Clean the feeding equipment and working area with hot soapy water. Then rinse in clean water.



3 Put all the feeding equipment in a large pot. Cover the items with water.



4 Bring to a continuous rolling boil, in an uncovered pot, for **2 minutes**.



5 Remove the feeding equipment with tongs that have been boiled. Put the items on a clean towel or paper towel. Let cool.

Clean by dishwasher

You can also use the sanitize cycle on a dishwasher to clean the feeding equipment if:

- There's a National Sanitation Foundation (NSF) symbol on your dishwasher. You can also check online to see if the dishwasher is NSF 184 certified.
- The dishwasher has a sanitize feature.