

Cleaning feeding equipment

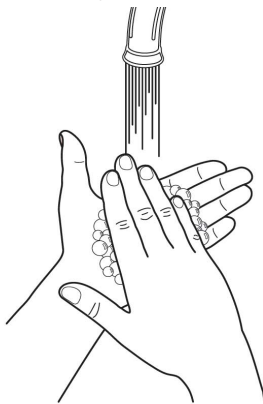
For babies 4 months and older

All feeding equipment should be cleaned before and after every use with hot, soapy water—boiling is no longer needed. You can also use your dishwasher—the sanitize cycle isn't needed.


To clean the equipment:

1. Wash your hands well with soap and warm water for at least 20 seconds.
2. Use hot soapy water to clean and remove any residue on the equipment. Rinse in clean water that's safe to drink. If using a dishwasher, use the longest, hottest wash and dry cycle.
3. Air dry the equipment on a clean paper towel or clean cloth.

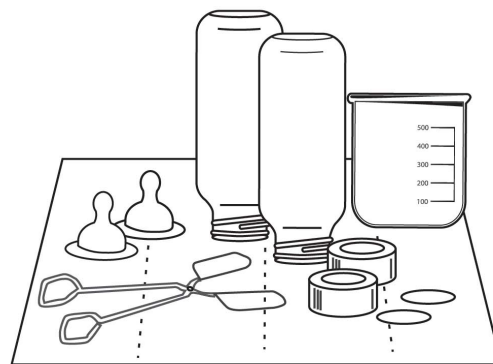
If you don't use the cleaned bottles right away, fully assemble them once they are completely dry so the inside stays clean. Store all feeding equipment in a clean, protected area.



- 1** Wash your hands with soap and water for at least 20 seconds.



- 2** Clean the feeding equipment and working area with hot soapy water. Then rinse in clean water.



- 3** Put the items on a clean towel or paper towel. Let dry.